

Signify Classified - Internal
Cooper Lighting Solutions Photometric Lab
1121 Highway 74 South
Peachtree City, GA 30269



Scaled data based on original data using
LM-79-08 Approved Method: Electrical and Photometric Measurements of Solid-
State Lighting Products

Test Report Prepared for
Cooper Lighting Solutions
(formerly Eaton)

Brand: STREETWORKS

Report Number: P879898

Luminaire Tested: **MEM2-HSN-VA-50-730-U-WT4**

Issue Date: 10/01/2024



Test Information

Test Method: LM-79-08
Report Number: P879898
Test Lab: INNOVATION CENTER(G3)
Issue Date: 10/01/2024
Manufacturer: COOPER LIGHTING SOLUTIONS (FORMERLY EATON)
Product Line: STREETWORKS
Catalog Number: MEM2-HSN-VA-50-730-U-WT4
Description: EPIC MODERN SHORT HOUSING 50W 70CRI 3000K VISUAL COMFORT FIXTURE w/
DRIVE LANE TYPE IV DISTRIBUTION OPTIC
Light Source: (1) 3000K CCT, 70 CRI LEDS
Ballast/Driver: ELECTRONIC DRIVER

Summary

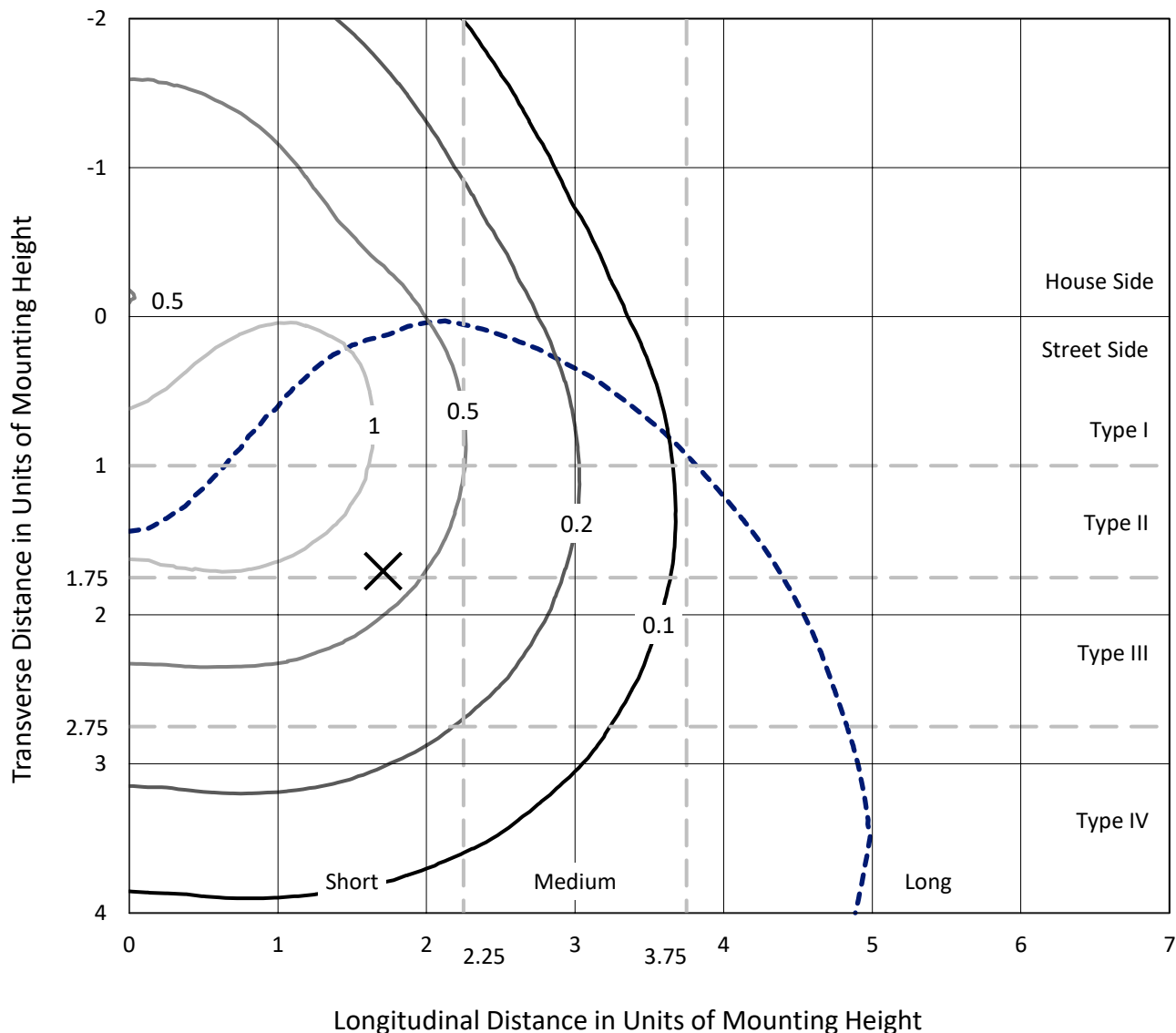
Lumens per Lamp: N/A
Luminaire Lumens: 4977.9 lumens
Efficiency: N/A
Efficacy: 101.6 lumens/watt
Luminous Opening: Circular (Dia: 1.12' x H: 0')
IES Classification: Type IV - Short
BUG Rating: B2 - U0 - G3

Input Watts (W): 49
Input Voltage (V): 120
Input Current (Ain): NR
Voltage Rise (V): NR
Power Factor: 0.99
Total Harmonic Distortion (THDi): 6%
Frequency (hertz): 60
Stabilization Time: NR
Operation Time: NR
Ambient Temperature (°C): NR
Test Distance: 24 FT

REPORT NUMBER: P879898
 CATALOG NUMBER: MEM2-HSN-VA-50-730-U-WT4

Iso-Footcandle Lines of Horizontal Illumination

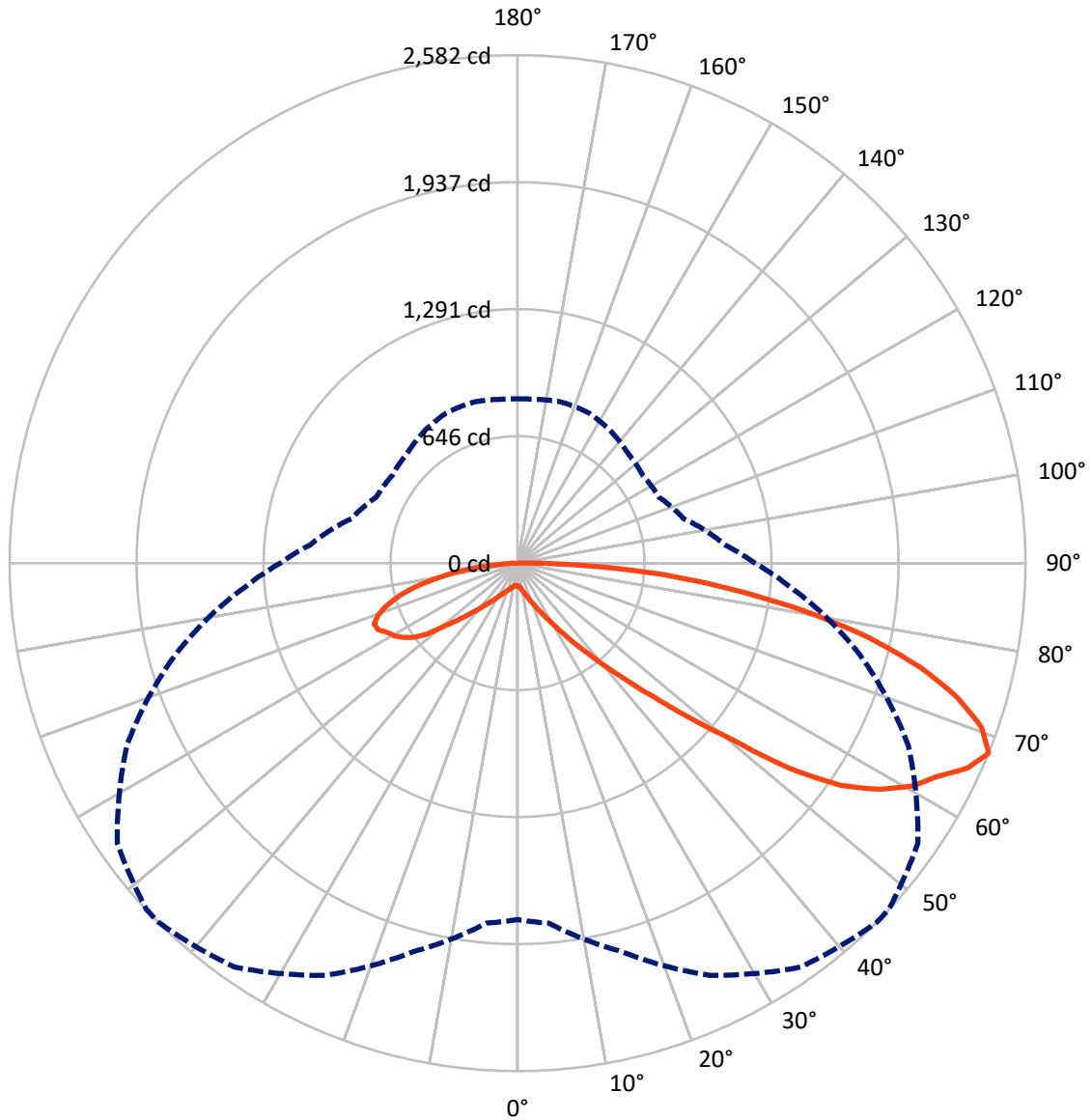
✕ Max cd
 - - - 1/2 Max cd



Based on 15 foot mounting height. Maximum calculated value = 1.7 fc
 Type IV - Short - N/A

REPORT NUMBER: P879898
CATALOG NUMBER: MEM2-HSN-VA-50-730-U-WT4

Luminous Intensity Polar Plot



— Vertical Plane Through 45-Deg Lateral - - - Horizontal Cone Through 67.5-Deg Vertical

REPORT NUMBER: P879898
 CATALOG NUMBER: MEM2-HSN-VA-50-730-U-WT4

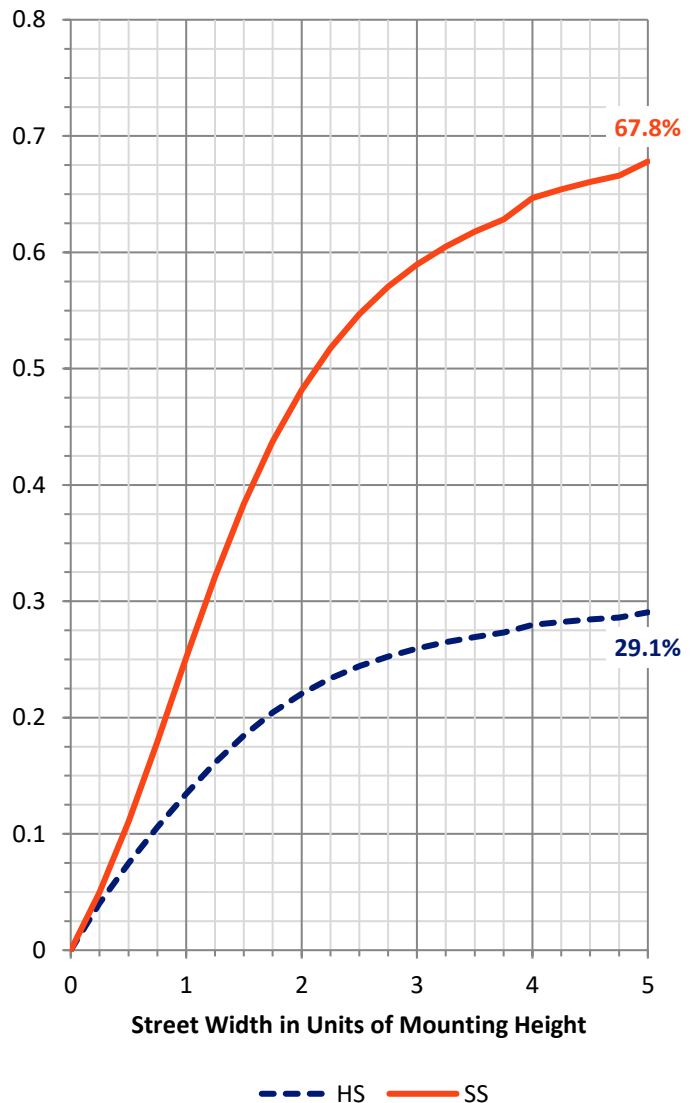
FLUX DISTRIBUTION:

		Downward	Upward	Total
House Side	Lumens	1475.3	0.0	1475.3
	% Fixture	29.6	0.0	29.6
Street Side	Lumens	3502.6	0.0	3502.6
	% Fixture	70.4	0.0	70.4
Total	Lumens	4977.9	0.0	4977.9
	% Fixture	100.0	0.0	100.0

Coefficient of Utilization

ZONAL LUMENS:

Zone	Lumens	% Fixture
0°-10°	11.8	0.2
10°-20°	44.3	0.9
20°-30°	104.3	2.1
30°-40°	228.8	4.6
40°-50°	498.1	10.0
50°-60°	1023.4	20.6
60°-70°	1441.9	29.0
70°-80°	1224.1	24.6
80°-90°	401.2	8.1
90°-100°	0.0	0.0
100°-110°	0.0	0.0
110°-120°	0.0	0.0
120°-130°	0.0	0.0
130°-140°	0.0	0.0
140°-150°	0.0	0.0
150°-160°	0.0	0.0
160°-170°	0.0	0.0
170°-180°	0.0	0.0
0°-90°	4977.9	100.0
0°-180°	4977.9	100.0



REPORT NUMBER: P879898

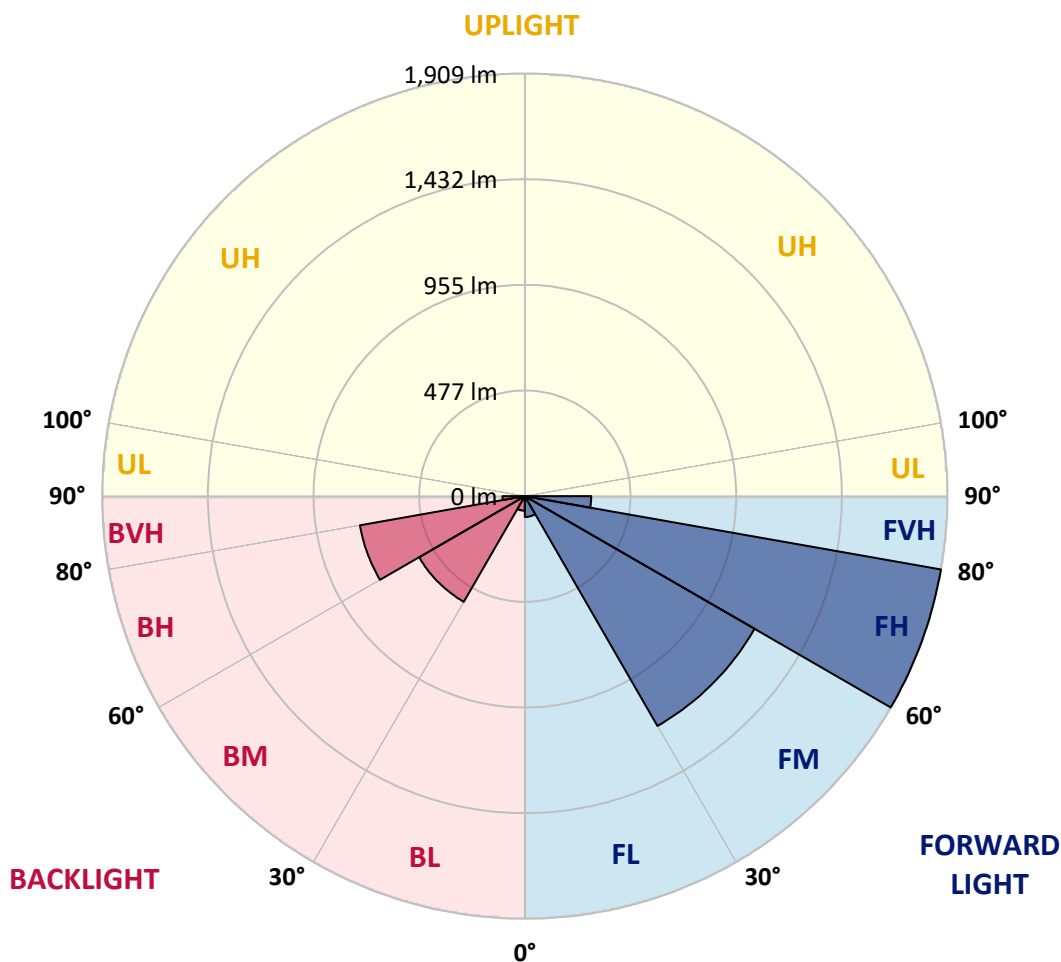
CATALOG NUMBER: MEM2-HSN-VA-50-730-U-WT4

LUMINAIRE CLASSIFICATION SYSTEM LUMEN TABLE AND BUG RATING:

Zone	Lumens	% Fixture	Zone Rating/Lumen Limit		
			B	U	G
FL (0°-30°)	94.2	1.9			
FM (30°-60°)	1198.9	24.1			
FH (60°-80°)	1909.5	38.4			G2/5000
FVH (80°-90°)	300.0	6.0			G3/500
BL (0°-30°)	66.2	1.3	B0/110		
BM (30°-60°)	551.4	11.1	B1/1000		
BH (60°-80°)	756.5	15.2	B2/1000		G2/1000
BVH (80°-90°)	101.2	2.0			G2/225
UL (90°-100°)	0.0	0.0		U0/0	
UH (100°-180°)	0.0	0.0		U0/0	

BUG Rating: B2-U0-G3

Type IV Short





REPORT NUMBER: P879898

CATALOG NUMBER: MEM2-HSN-VA-50-730-U-WT4

CANDELA DISTRIBUTION (FULL):

	0°	5°	15°	25°	35°	45°	47°	55°	65°	75°	85°
0°	114.9	114.9	114.9	114.9	114.9	114.9	114.9	114.9	114.9	114.9	114.9
2.5°	118.5	118.0	118.5	118.5	118.5	118.0	118.0	118.0	117.5	117.0	116.5
5°	125.6	125.6	125.6	125.1	125.1	124.1	124.1	123.6	122.6	121.6	120.5
7.5°	135.3	134.8	134.8	134.3	133.8	132.7	132.2	131.7	129.7	128.2	126.1
10°	147.0	147.0	146.5	145.5	145.5	142.9	143.4	142.4	139.9	136.8	133.3
12.5°	161.2	161.2	160.2	160.2	159.2	157.2	156.6	155.1	152.6	147.5	143.4
15°	177.0	177.0	178.0	177.0	176.0	173.4	173.4	171.4	165.8	161.7	155.6
17.5°	196.8	194.3	195.8	195.3	195.3	193.8	192.2	189.7	185.1	178.0	170.4
20°	217.2	217.7	216.2	217.7	218.2	216.2	216.2	213.1	206.5	197.8	185.6
22.5°	242.6	242.6	239.5	243.6	246.2	244.6	244.1	238.0	229.9	218.2	206.0
25°	269.0	268.0	273.1	274.1	279.7	279.2	278.7	273.1	260.9	246.7	227.9
27.5°	299.1	300.6	310.2	312.8	318.4	317.9	317.4	311.3	298.0	278.7	254.3
30°	336.2	338.2	347.4	356.0	365.7	366.7	365.7	360.6	341.3	315.8	288.4
32.5°	379.4	385.0	394.2	408.9	421.1	426.7	427.7	418.6	396.7	363.1	327.0
35°	438.4	433.8	446.5	471.0	491.3	502.5	502.0	489.8	465.9	423.2	371.8
37.5°	496.4	494.9	514.7	546.7	574.2	583.4	585.9	577.8	547.2	490.8	430.3
40°	556.9	569.6	592.5	629.6	670.3	689.7	691.2	679.5	637.8	574.2	494.4
42.5°	635.7	648.5	677.4	723.2	782.2	814.3	816.3	803.1	752.7	670.3	571.7
45°	735.4	742.5	773.1	842.7	918.5	969.9	984.6	968.4	906.3	791.9	667.8
47.5°	842.7	842.7	892.6	984.6	1099.1	1166.7	1177.9	1163.2	1070.6	932.8	775.1
50°	962.3	962.8	1042.1	1173.8	1318.3	1402.7	1411.4	1375.7	1263.9	1076.2	884.4
52.5°	1086.4	1099.6	1215.5	1414.9	1608.7	1737.9	1746.5	1705.3	1556.3	1281.7	1000.9
55°	1257.2	1278.1	1446.4	1691.1	1892.5	1994.2	1994.7	1945.4	1766.4	1481.0	1140.3
57.5°	1494.3	1502.4	1659.5	1909.3	2099.5	2169.2	2164.1	2091.9	1885.4	1592.4	1254.7
60°	1690.1	1708.9	1837.0	2069.0	2254.6	2302.4	2296.8	2201.2	1966.7	1657.5	1309.6
62.5°	1818.7	1827.9	1960.6	2183.4	2350.2	2390.4	2384.3	2295.3	2066.4	1770.9	1401.2
65°	1849.8	1865.0	2033.4	2259.7	2421.4	2512.0	2507.9	2460.1	2225.1	1854.8	1444.4
67.5°	1812.1	1837.6	2044.0	2312.1	2506.9	2582.1	2580.1	2484.0	2191.0	1800.9	1390.0
70°	1735.3	1757.2	2013.5	2306.5	2481.9	2502.3	2486.5	2376.7	2090.8	1711.4	1308.6
72.5°	1614.3	1651.4	1901.6	2178.8	2325.3	2338.5	2332.9	2198.7	1940.3	1557.3	1185.5
75°	1455.6	1500.9	1727.7	1952.0	2091.3	2114.2	2103.5	1986.1	1724.6	1364.6	1033.0
77.5°	1254.7	1280.1	1453.1	1666.2	1826.4	1830.4	1824.3	1693.1	1452.5	1142.8	869.2
80°	988.7	1004.0	1154.0	1331.5	1464.2	1480.5	1474.9	1386.4	1153.5	904.3	678.0
82.5°	732.4	722.2	822.9	968.4	1100.1	1101.1	1110.3	1012.1	863.6	656.1	485.2
85°	421.6	425.7	513.2	612.3	692.2	738.5	738.0	690.7	555.4	417.6	296.0
87.5°	117.5	126.6	182.1	265.0	301.1	327.5	317.9	286.8	231.9	131.2	75.3
90°	0.0	0.0	0.0	0.0	0.0	0.0	0.0	0.0	0.0	0.0	0.0



REPORT NUMBER: P879898

CATALOG NUMBER: MEM2-HSN-VA-50-730-U-WT4

CANDELA DISTRIBUTION (continued):

	90°	95°	105°	115°	125°	135°	145°	155°	165°	175°	180°
0°	114.9	114.9	114.9	114.9	114.9	114.9	114.9	114.9	114.9	114.9	114.9
2.5°	116.5	116.0	115.5	114.9	113.9	113.9	113.4	113.9	113.9	113.9	113.9
5°	119.5	119.0	117.5	116.5	114.9	113.9	113.4	113.4	113.4	113.4	113.4
7.5°	124.6	124.1	121.6	119.5	117.5	116.5	115.5	114.9	114.4	113.9	114.4
10°	132.2	130.2	127.7	124.6	121.6	120.0	118.5	118.0	117.5	117.0	117.0
12.5°	140.9	139.4	134.8	130.7	127.7	125.1	123.1	122.1	121.6	121.0	121.0
15°	152.6	149.5	143.4	138.3	133.8	130.7	128.7	127.7	127.1	126.6	126.6
17.5°	165.8	161.7	153.6	147.0	141.9	137.8	135.3	133.8	132.7	133.3	133.8
20°	181.1	174.4	165.3	157.2	150.5	146.0	143.4	141.4	140.4	140.9	141.4
22.5°	198.9	191.7	178.5	168.9	160.7	155.1	152.6	151.1	150.0	149.5	148.5
25°	219.2	210.0	194.8	181.6	171.9	166.3	163.3	162.2	161.2	160.2	160.2
27.5°	243.6	232.9	212.1	197.8	186.1	180.6	177.0	175.5	175.5	173.9	173.9
30°	272.1	257.9	232.4	213.6	201.9	194.8	190.7	190.2	189.2	190.7	190.7
32.5°	306.2	286.8	255.8	234.0	220.7	214.1	210.0	209.0	207.5	208.5	211.6
35°	348.9	324.0	286.8	260.9	244.6	238.0	232.9	232.4	229.9	232.4	228.4
37.5°	396.7	369.2	319.9	289.4	271.6	264.0	260.4	258.9	258.4	258.4	255.3
40°	455.2	422.1	362.1	324.5	304.1	295.0	291.4	290.9	289.9	293.5	289.9
42.5°	527.4	477.1	405.9	363.1	342.3	332.6	328.6	327.0	329.6	331.1	330.6
45°	607.8	553.4	461.8	412.5	388.6	378.9	373.3	371.8	372.8	372.8	377.9
47.5°	700.3	636.3	525.9	466.4	444.5	432.8	429.3	424.2	421.6	420.6	429.3
50°	797.0	717.1	591.5	524.9	505.0	495.9	496.9	486.7	483.2	479.1	478.1
52.5°	894.1	803.6	666.3	606.2	583.4	587.9	585.9	575.2	554.4	549.3	537.1
55°	1010.6	901.2	738.0	666.3	646.4	650.0	658.1	658.1	653.5	642.4	632.7
57.5°	1109.2	982.1	791.9	702.4	685.1	694.2	710.5	722.7	733.4	741.5	741.0
60°	1164.2	1031.9	827.0	729.8	709.5	727.3	751.7	772.6	795.4	819.3	818.3
62.5°	1240.0	1101.6	889.5	778.7	743.6	749.2	777.1	813.2	834.1	853.9	859.5
65°	1259.8	1114.3	912.9	813.2	784.8	785.8	804.6	834.1	851.9	857.0	860.0
67.5°	1206.4	1058.4	874.3	792.9	777.6	791.9	822.4	845.8	848.3	836.1	835.1
70°	1126.0	989.7	813.2	745.1	735.4	757.3	797.5	825.4	819.3	794.4	792.9
72.5°	1012.6	886.0	731.4	682.0	672.4	699.8	735.4	764.9	755.8	737.0	735.4
75°	876.3	757.8	632.2	595.6	595.1	625.1	656.1	673.9	673.4	660.2	656.1
77.5°	728.3	632.2	520.8	487.7	499.9	528.4	551.3	564.5	560.0	555.4	553.9
80°	570.1	484.7	401.8	382.0	400.8	410.4	434.8	433.8	436.4	426.7	433.8
82.5°	405.9	349.4	287.9	279.2	281.8	301.1	314.3	312.8	306.2	299.1	296.0
85°	246.2	215.1	184.6	172.4	181.1	179.5	187.7	181.1	177.0	173.4	176.5
87.5°	68.2	59.0	56.5	40.7	50.4	39.7	41.7	29.0	25.4	30.5	26.4
90°	0.0	0.0	0.0	0.0	0.0	0.0	0.0	0.0	0.0	0.0	0.0

LM-79-2019: Approved Method: Electrical and Photometric Measurements of Solid-
State Lighting Products

Report Prepared for

Cooper Lighting Solutions

Streetworks

Report Number: SP1-2407-176-3

Test Date: 09/24/2024

Luminaire Tested: MEM2-HTN-VA-30-730-U-WQ

Data in this report applies to families of products including MEM2-HTN-VA-30-730-U-WQ

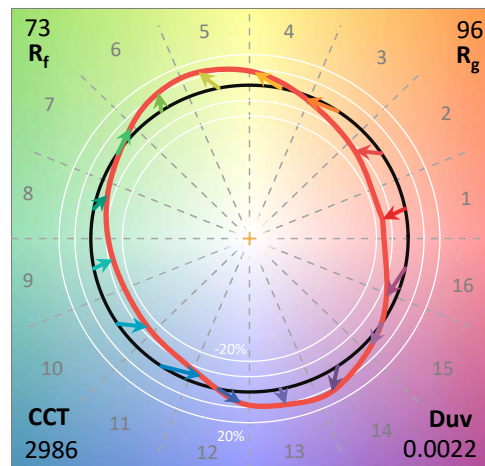
Test Information

Test Method: LM-79-2019
 Report Number: SP1-2407-176-3
 Test Lab: COOPER LIGHTING SOLUTIONS
 Photometer: SP1 - 76IN SPHERE
 Measurement Geometry: 4π
 Issue Date: 09/27/2024
 Manufacturer: COOPER LIGHTING SOLUTIONS
 Product Line: Streetworks
 Catalog Number: **MEM2-HTN-VA-30-730-U-WQ**
 Description: EPIC MODERN VISUAL COMFORT 30W WAVESTREAM WIDE

Spectral Parameters

CCT (K): 2986
 CIE u': 0.2503
 CIE v': 0.5248
 Duv: 0.0022
 CIE x: 0.4413
 CIE y: 0.4112
 CIE z: 0.1476
 Peak Wavelength (nm): 596
 Dominant Wavelength (nm): 582
 Purity: 55.87534
 Rf: 73.2
 Rg: 95.9

CRI (Ra):	71.3		
R1:	68.5	R9:	-25.2
R2:	79.2	R10:	51.0
R3:	88.4	R11:	63.6
R4:	69.4	R12:	39.8
R5:	66.3	R13:	69.9
R6:	70.0	R14:	92.9
R7:	80.1	R15:	61.4
R8:	48.3		



Test Conditions

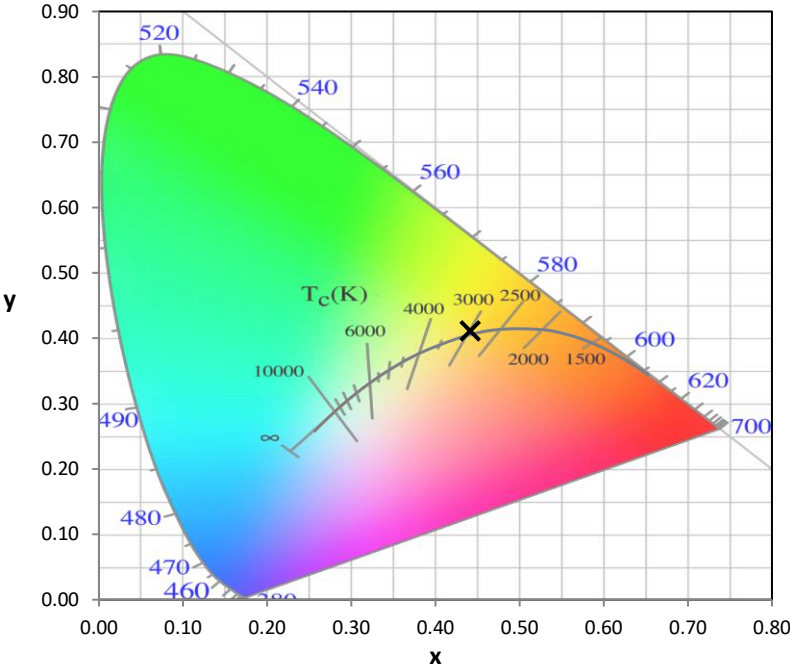
Stabilization Time: 27M
 Operation Time: 1H 27M
 Sphere Temperature (°C): 25.2

REPORT NUMBER: SP1-2407-176-3

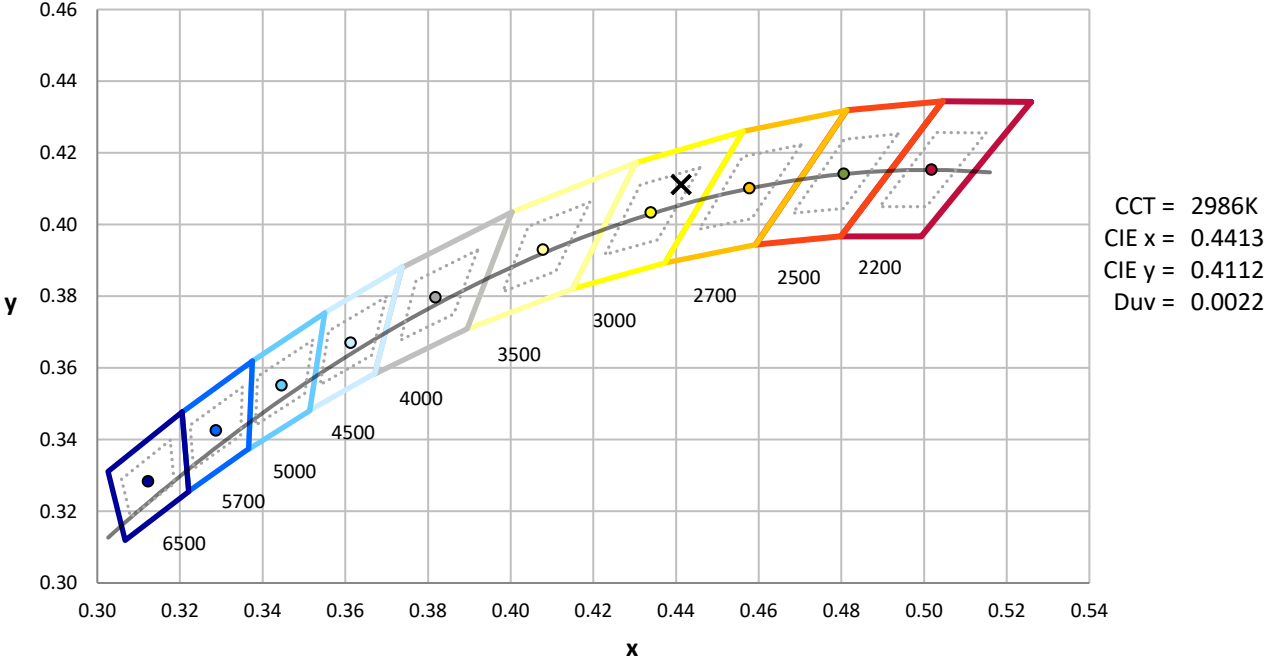
Measurement and Test Equipment			
Instrument	Identification Number	Calibration Date	Calibration Due Date
Photometer	IN0058	6/18/2024	12/18/2024
Power Meter	INXT2011004	2/8/2024	2/8/2025
AC Power Source	IN0063	10/24/2023	10/24/2024
DC Power Source	IN0208	10/24/2023	10/24/2024
Sphere Thermometer	IN0085	10/24/2023	10/24/2024
Room Thermometer	IN0046	10/24/2023	10/24/2024

REPORT NUMBER: SP1-2407-176-3

CIE 1931 Chromaticity Diagram



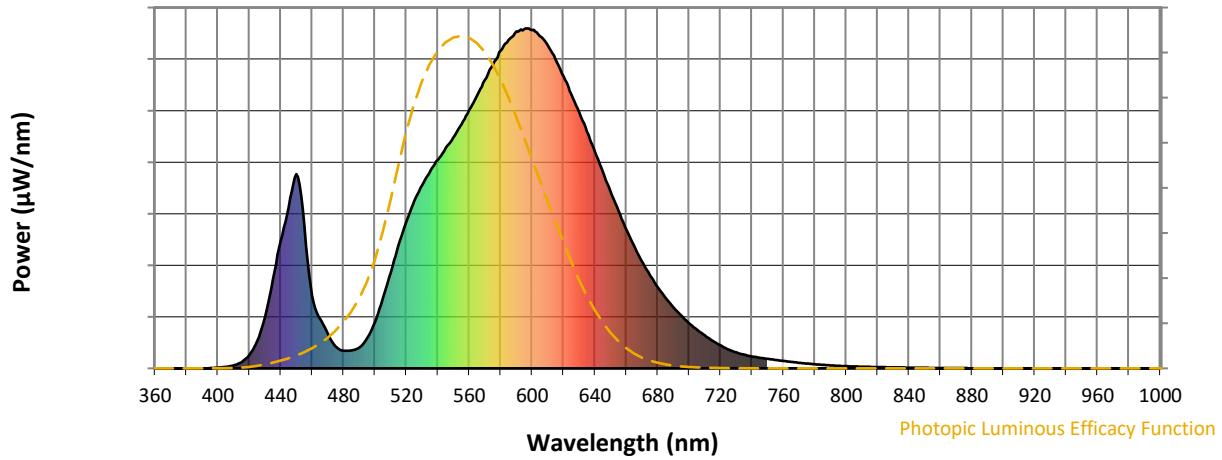
CIE 1931 Chromaticity Diagram with 2017 ANSI 7-Step and 4-Step Quadrangles



Point lies inside the ANSI 3000K 4-step quadrangle

REPORT NUMBER: SP1-2407-176-3

Photopic Flux vs. Wavelength

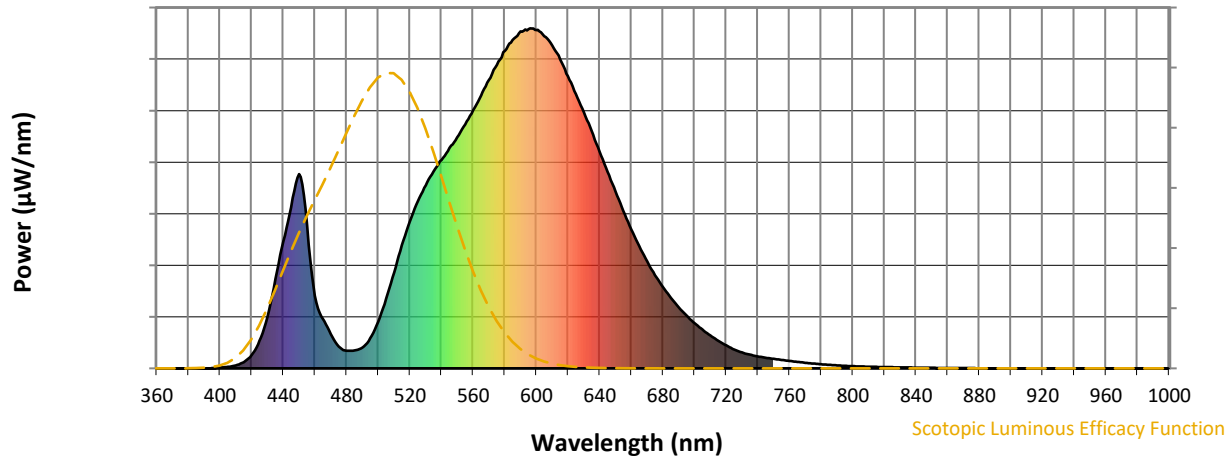


Photopic Lumens: NR

λ (nm)	Power W [^] /nm	Lumens (ϕ /nm)	λ (nm)	Power W [^] /nm	Lumens (ϕ /nm)	λ (nm)	Power W [^] /nm	Lumens (ϕ /nm)	λ (nm)	Power W [^] /nm	Lumens (ϕ /nm)	λ (nm)	Power W [^] /nm	Lumens (ϕ /nm)
360	0	NR	490	61	NR	620	859	NR	750	28	NR	880	0	NR
365	0	NR	495	88	NR	625	807	NR	755	25	NR	885	0	NR
370	0	NR	500	137	NR	630	753	NR	760	22	NR	890	0	NR
375	0	NR	505	205	NR	635	697	NR	765	19	NR	895	0	NR
380	0	NR	510	281	NR	640	637	NR	770	16	NR	900	0	NR
385	0	NR	515	363	NR	645	578	NR	775	14	NR	905	0	NR
390	0	NR	520	432	NR	650	520	NR	780	12	NR	910	0	NR
395	1	NR	525	492	NR	655	463	NR	785	10	NR	915	0	NR
400	2	NR	530	539	NR	660	409	NR	790	9	NR	920	0	NR
405	4	NR	535	579	NR	665	359	NR	795	8	NR	925	0	NR
410	9	NR	540	613	NR	670	315	NR	800	6	NR	930	0	NR
415	18	NR	545	648	NR	675	274	NR	805	6	NR	935	0	NR
420	39	NR	550	680	NR	680	239	NR	810	5	NR	940	0	NR
425	81	NR	555	717	NR	685	207	NR	815	4	NR	945	0	NR
430	151	NR	560	759	NR	690	180	NR	820	4	NR	950	0	NR
435	263	NR	565	803	NR	695	155	NR	825	3	NR	955	0	NR
440	375	NR	570	848	NR	700	133	NR	830	3	NR	960	0	NR
445	474	NR	575	892	NR	705	114	NR	835	3	NR	965	0	NR
450	571	NR	580	933	NR	710	97	NR	840	2	NR	970	0	NR
455	421	NR	585	966	NR	715	81	NR	845	2	NR	975	0	NR
460	214	NR	590	991	NR	720	67	NR	850	2	NR	980	0	NR
465	146	NR	595	998	NR	725	55	NR	855	1	NR	985	0	NR
470	101	NR	600	995	NR	730	47	NR	860	1	NR	990	0	NR
475	64	NR	605	977	NR	735	40	NR	865	1	NR	995	0	NR
480	52	NR	610	949	NR	740	35	NR	870	1	NR	1000	0	NR
485	53	NR	615	908	NR	745	31	NR	875	1	NR			

REPORT NUMBER: SP1-2407-176-3

Scotopic Flux vs. Wavelength



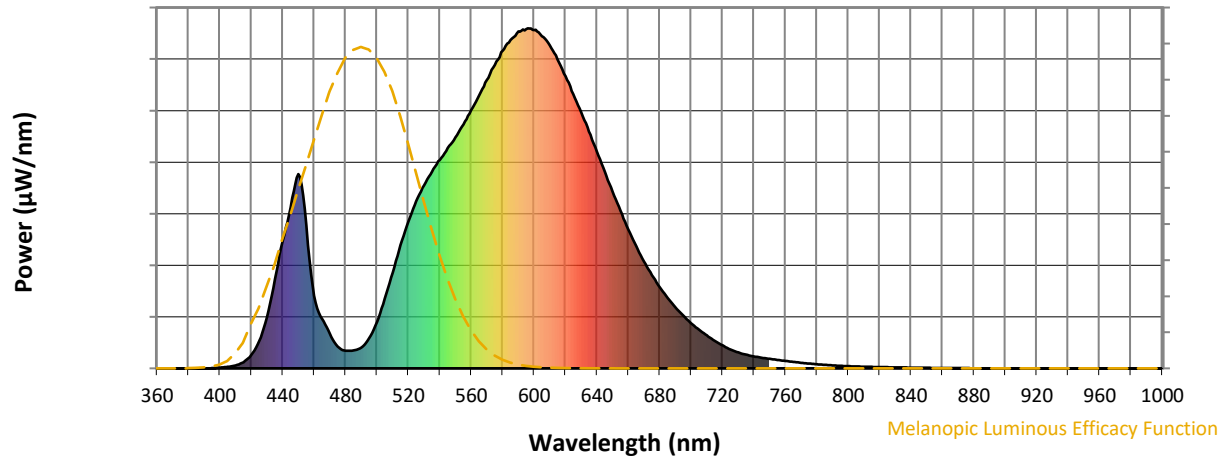
Scotopic Lumens: NR

S/P: 1.15

λ (nm)	Power W [^] /nm	Lumens (φ/nm)	λ (nm)	Power W [^] /nm	Lumens (φ/nm)	λ (nm)	Power W [^] /nm	Lumens (φ/nm)	λ (nm)	Power W [^] /nm	Lumens (φ/nm)	λ (nm)	Power W [^] /nm	Lumens (φ/nm)
360	0	NR	490	61	NR	620	859	NR	750	28	NR	880	0	NR
365	0	NR	495	88	NR	625	807	NR	755	25	NR	885	0	NR
370	0	NR	500	137	NR	630	753	NR	760	22	NR	890	0	NR
375	0	NR	505	205	NR	635	697	NR	765	19	NR	895	0	NR
380	0	NR	510	281	NR	640	637	NR	770	16	NR	900	0	NR
385	0	NR	515	363	NR	645	578	NR	775	14	NR	905	0	NR
390	0	NR	520	432	NR	650	520	NR	780	12	NR	910	0	NR
395	1	NR	525	492	NR	655	463	NR	785	10	NR	915	0	NR
400	2	NR	530	539	NR	660	409	NR	790	9	NR	920	0	NR
405	4	NR	535	579	NR	665	359	NR	795	8	NR	925	0	NR
410	9	NR	540	613	NR	670	315	NR	800	6	NR	930	0	NR
415	18	NR	545	648	NR	675	274	NR	805	6	NR	935	0	NR
420	39	NR	550	680	NR	680	239	NR	810	5	NR	940	0	NR
425	81	NR	555	717	NR	685	207	NR	815	4	NR	945	0	NR
430	151	NR	560	759	NR	690	180	NR	820	4	NR	950	0	NR
435	263	NR	565	803	NR	695	155	NR	825	3	NR	955	0	NR
440	375	NR	570	848	NR	700	133	NR	830	3	NR	960	0	NR
445	474	NR	575	892	NR	705	114	NR	835	3	NR	965	0	NR
450	571	NR	580	933	NR	710	97	NR	840	2	NR	970	0	NR
455	421	NR	585	966	NR	715	81	NR	845	2	NR	975	0	NR
460	214	NR	590	991	NR	720	67	NR	850	2	NR	980	0	NR
465	146	NR	595	998	NR	725	55	NR	855	1	NR	985	0	NR
470	101	NR	600	995	NR	730	47	NR	860	1	NR	990	0	NR
475	64	NR	605	977	NR	735	40	NR	865	1	NR	995	0	NR
480	52	NR	610	949	NR	740	35	NR	870	1	NR	1000	0	NR
485	53	NR	615	908	NR	745	31	NR	875	1	NR			

REPORT NUMBER: SP1-2407-176-3

Melanopic Flux vs. Wavelength



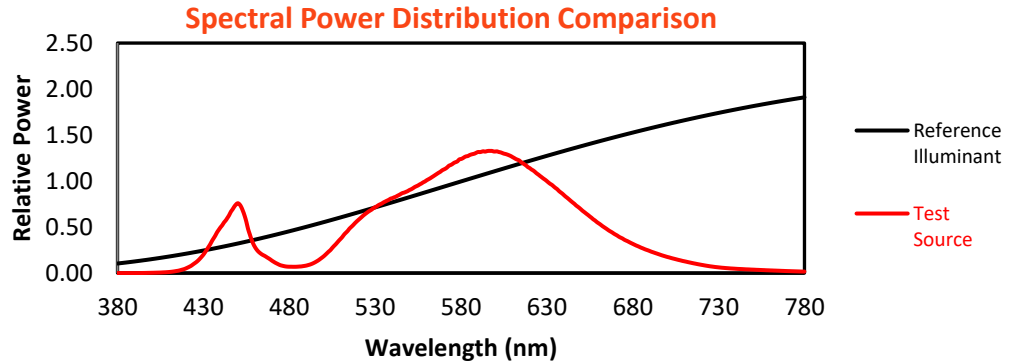
Melanopic Lumens: NR

M/P: 2.01

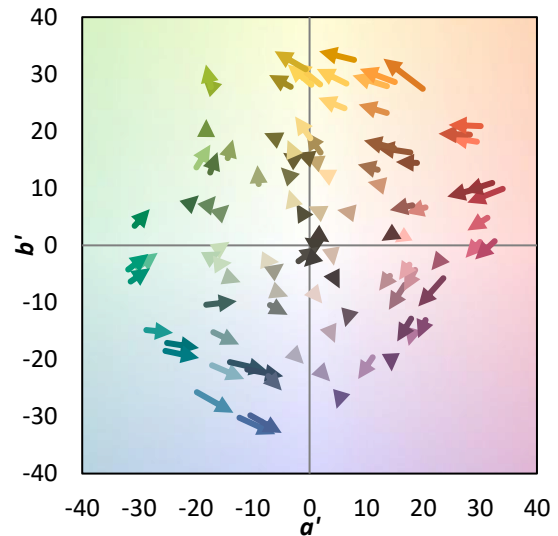
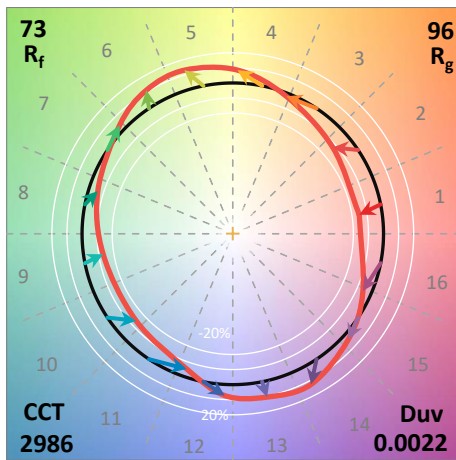
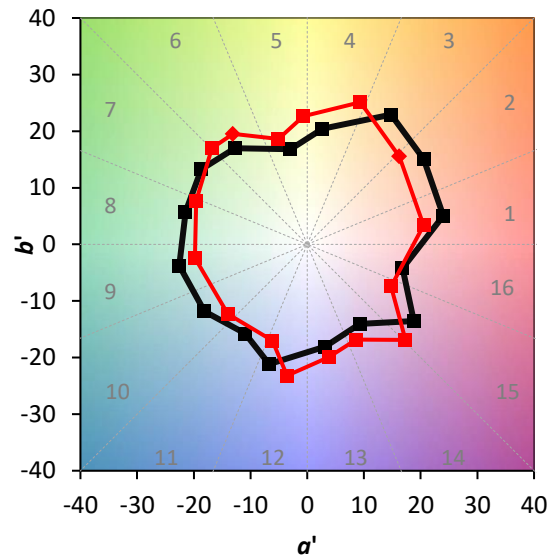
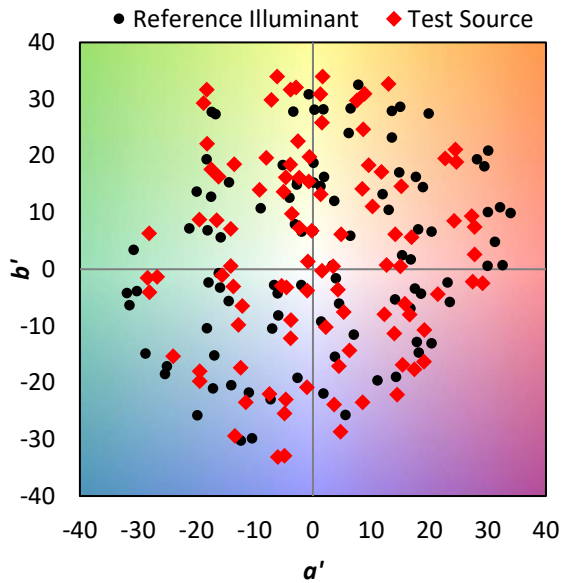
λ (nm)	Power W [^] /nm	Lumens (φ/nm)	λ (nm)	Power W [^] /nm	Lumens (φ/nm)	λ (nm)	Power W [^] /nm	Lumens (φ/nm)	λ (nm)	Power W [^] /nm	Lumens (φ/nm)	λ (nm)	Power W [^] /nm	Lumens (φ/nm)
360	0	NR	490	61	NR	620	859	NR	750	28	NR	880	0	NR
365	0	NR	495	88	NR	625	807	NR	755	25	NR	885	0	NR
370	0	NR	500	137	NR	630	753	NR	760	22	NR	890	0	NR
375	0	NR	505	205	NR	635	697	NR	765	19	NR	895	0	NR
380	0	NR	510	281	NR	640	637	NR	770	16	NR	900	0	NR
385	0	NR	515	363	NR	645	578	NR	775	14	NR	905	0	NR
390	0	NR	520	432	NR	650	520	NR	780	12	NR	910	0	NR
395	1	NR	525	492	NR	655	463	NR	785	10	NR	915	0	NR
400	2	NR	530	539	NR	660	409	NR	790	9	NR	920	0	NR
405	4	NR	535	579	NR	665	359	NR	795	8	NR	925	0	NR
410	9	NR	540	613	NR	670	315	NR	800	6	NR	930	0	NR
415	18	NR	545	648	NR	675	274	NR	805	6	NR	935	0	NR
420	39	NR	550	680	NR	680	239	NR	810	5	NR	940	0	NR
425	81	NR	555	717	NR	685	207	NR	815	4	NR	945	0	NR
430	151	NR	560	759	NR	690	180	NR	820	4	NR	950	0	NR
435	263	NR	565	803	NR	695	155	NR	825	3	NR	955	0	NR
440	375	NR	570	848	NR	700	133	NR	830	3	NR	960	0	NR
445	474	NR	575	892	NR	705	114	NR	835	3	NR	965	0	NR
450	571	NR	580	933	NR	710	97	NR	840	2	NR	970	0	NR
455	421	NR	585	966	NR	715	81	NR	845	2	NR	975	0	NR
460	214	NR	590	991	NR	720	67	NR	850	2	NR	980	0	NR
465	146	NR	595	998	NR	725	55	NR	855	1	NR	985	0	NR
470	101	NR	600	995	NR	730	47	NR	860	1	NR	990	0	NR
475	64	NR	605	977	NR	735	40	NR	865	1	NR	995	0	NR
480	52	NR	610	949	NR	740	35	NR	870	1	NR	1000	0	NR
485	53	NR	615	908	NR	745	31	NR	875	1	NR			

Summary

$R_f = 73.2$
 $R_g = 95.9$
 $CIE R_a = 71.3$
 $R_9 = -25.2$

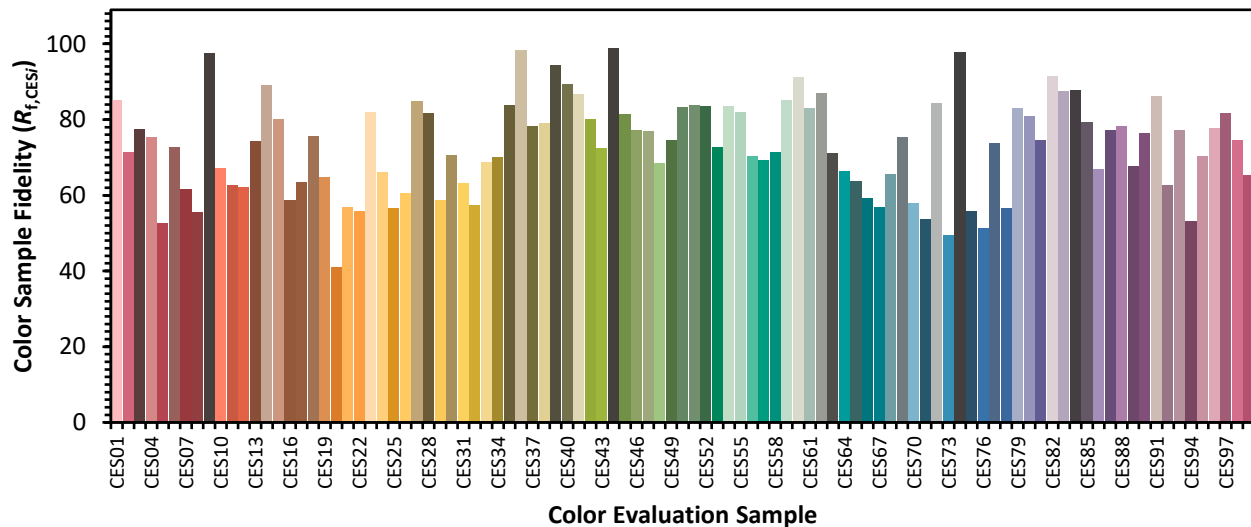


Color Vector Graphics

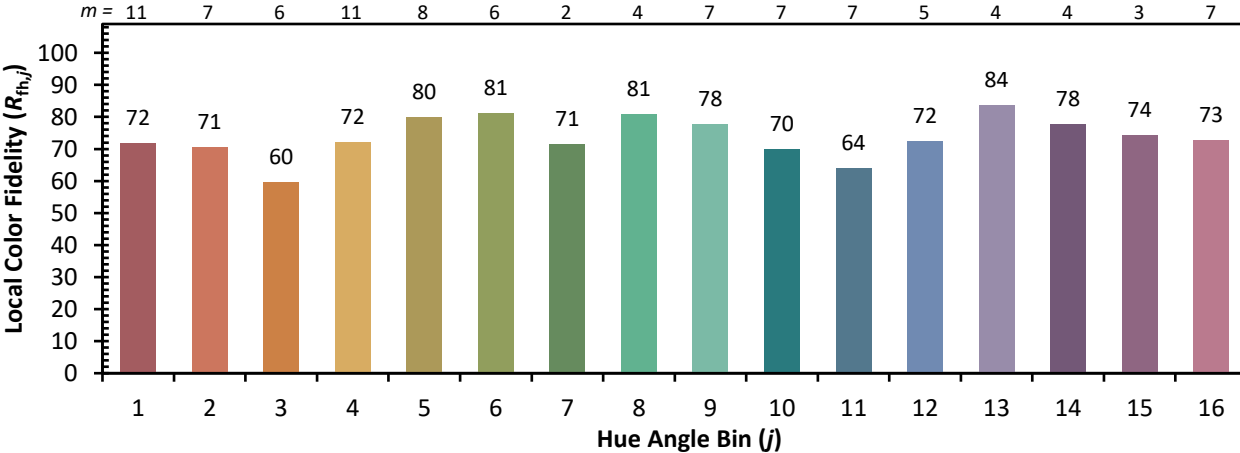
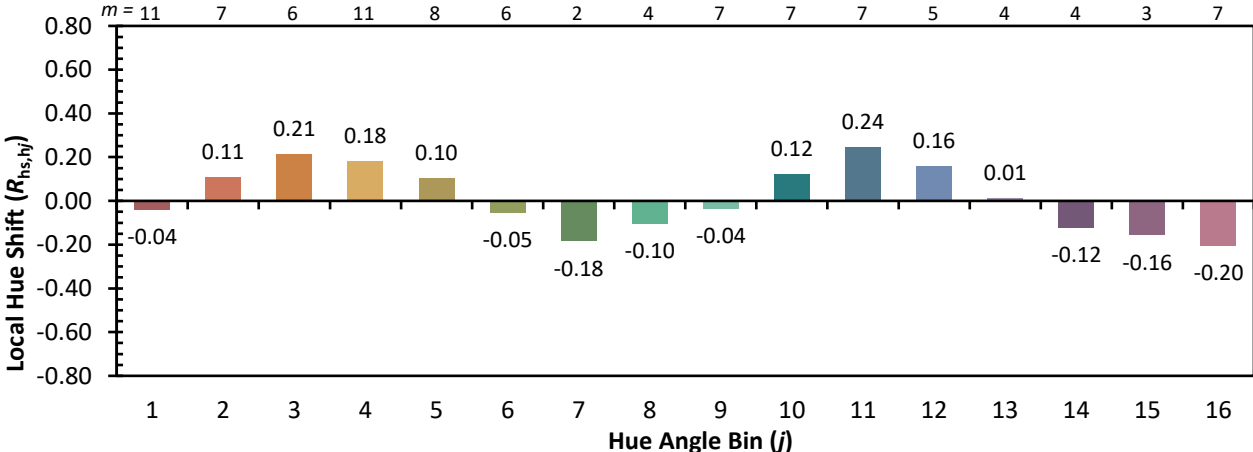
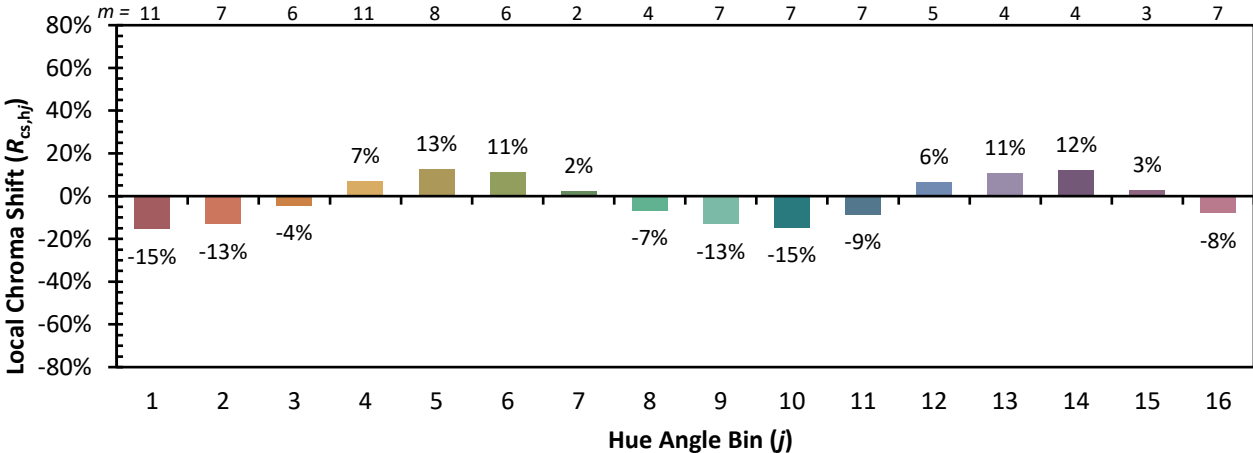


Individual Sample Fidelity Index ($R_{f,i}$)

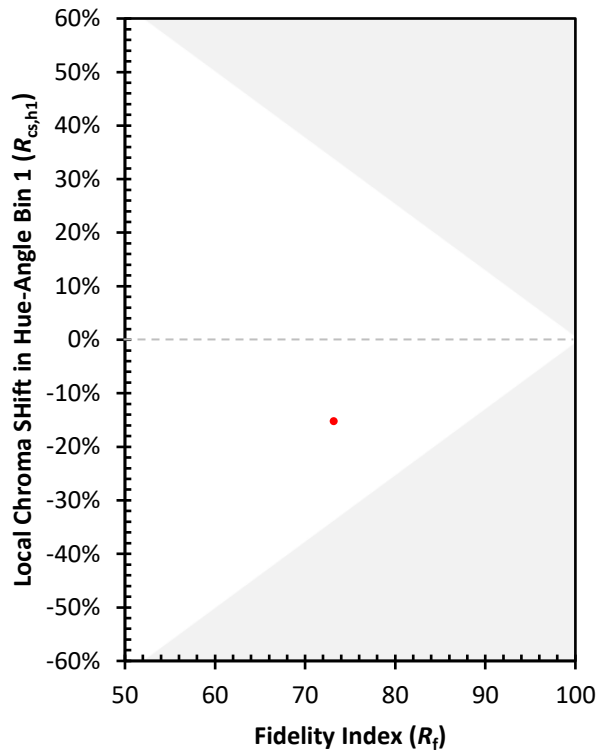
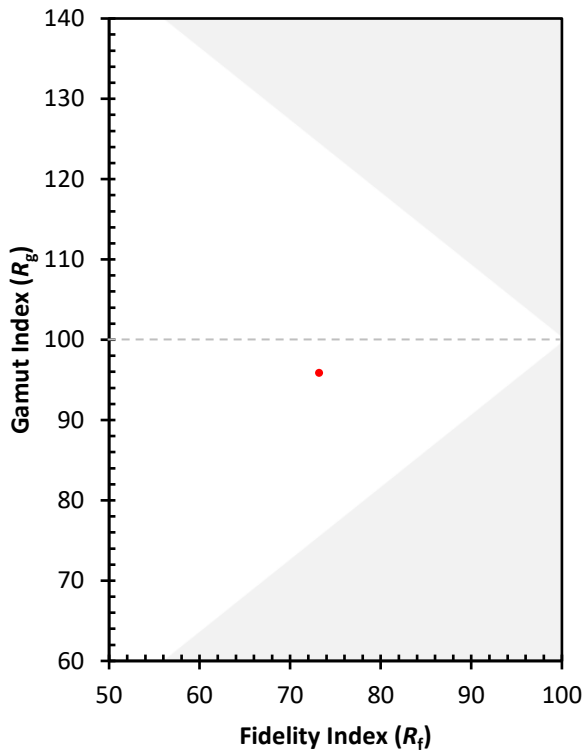
CES01 = 86	CES26 = 61	CES51 = 84	CES76 = 51
CES02 = 62	CES27 = 85	CES52 = 84	CES77 = 74
CES03 = 31	CES28 = 82	CES53 = 73	CES78 = 56
CES04 = 71	CES29 = 59	CES54 = 84	CES79 = 83
CES05 = 49	CES30 = 71	CES55 = 82	CES80 = 81
CES06 = 51	CES31 = 63	CES56 = 70	CES81 = 75
CES07 = 41	CES32 = 57	CES57 = 69	CES82 = 92
CES08 = 40	CES33 = 69	CES58 = 71	CES83 = 88
CES09 = 29	CES34 = 70	CES59 = 85	CES84 = 88
CES10 = 76	CES35 = 84	CES60 = 91	CES85 = 79
CES11 = 59	CES36 = 98	CES61 = 83	CES86 = 67
CES12 = 65	CES37 = 78	CES62 = 87	CES87 = 77
CES13 = 43	CES38 = 79	CES63 = 71	CES88 = 78
CES14 = 74	CES39 = 94	CES64 = 66	CES89 = 68
CES15 = 71	CES40 = 89	CES65 = 64	CES90 = 76
CES16 = 47	CES41 = 87	CES66 = 59	CES91 = 86
CES17 = 50	CES42 = 80	CES67 = 57	CES92 = 63
CES18 = 56	CES43 = 73	CES68 = 66	CES93 = 77
CES19 = 73	CES44 = 99	CES69 = 75	CES94 = 53
CES20 = 66	CES45 = 81	CES70 = 58	CES95 = 70
CES21 = 87	CES46 = 77	CES71 = 54	CES96 = 78
CES22 = 79	CES47 = 77	CES72 = 84	CES97 = 82
CES23 = 92	CES48 = 68	CES73 = 49	CES98 = 75
CES24 = 91	CES49 = 74	CES74 = 98	CES99 = 65
CES25 = 73	CES50 = 83	CES75 = 56	



Color Rendition by Hue-Angle Bin



Measure Comparisons



(END OF REPORT)